

Scaled data based on original data using
LM-79-08 Approved Method: Electrical and Photometric Measurements of Solid-
State Lighting Products

Test Report Prepared for
Cooper Lighting Solutions
(formerly Eaton)

Brand: McGRAW-EDISON

Report Number: P386907

Luminaire Tested: **GWC-SA2C-760-U-T4FT**

Issue Date: 3/3/2020

Test Information

Test Method: LM-79-08
Report Number: P386907
TEST IS SCALED FROM IESNA LM-79-08 TEST DATA (G2-1903-205-16)
Test Lab: INNOVATION CENTER
Issue Date: 3/3/2020
Manufacturer: COOPER LIGHTING SOLUTIONS (FORMERLY EATON)
Product Line: MCGRAW-EDISON
Catalog Number: GWC-SA2C-760-U-T4FT
Description: GALLEON WALL LUMINAIRE
(2) 70 CRI, 5700K, 1050mA LIGHTSQUARES WITH 16 LEDS EACH AND TYPE IV FORWARD THROW OPTICS
Light Source: -
Ballast/Driver: ELECTRONIC DRIVER

Summary

Lumens per Lamp: N/A
Luminaire Lumens: 14850 lumens
Efficiency: N/A
Efficacy: 131.4 lumens/watt
Luminous Opening: Rectangular (W 1' x L: 0.5' x H: 0')
IES Classification: Type IV - Short
BUG Rating: B2 - U0 - G3

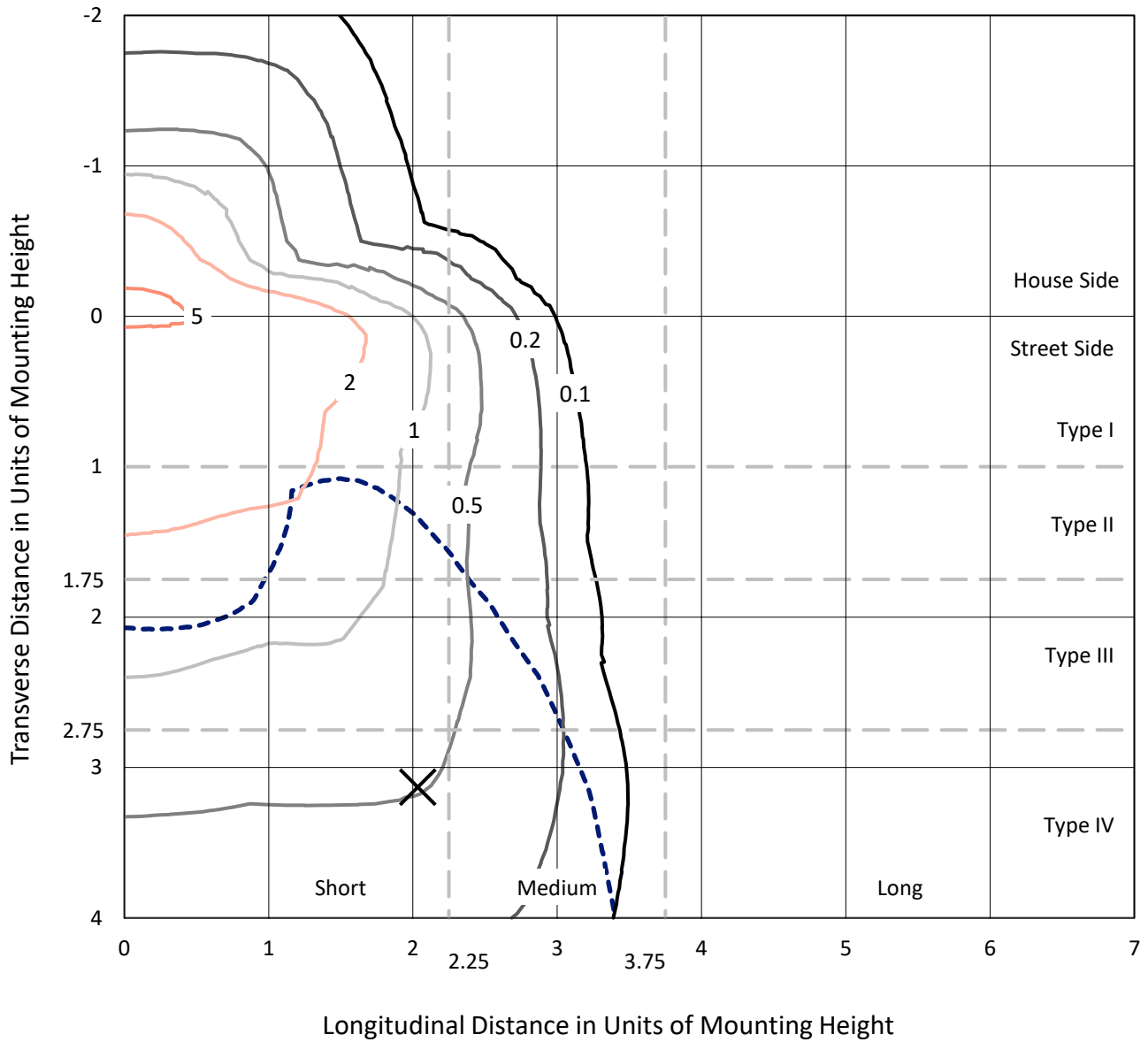
Input Watts (W): 113
Input Voltage (V): NR
Input Current (A_{in}): NR
Voltage Rise (V): NR
Power Factor: NR
Total Harmonic Distortion (THDi): NR
Frequency (hertz): 60
Stabilization Time: NR
Operation Time: NR
Ambient Temperature (°C): NR
Test Distance: 24 FT



REPORT NUMBER: P386907
 CATALOG NUMBER: GWC-SA2C-760-U-T4FT

Iso-Footcandle Lines of Horizontal Illumination

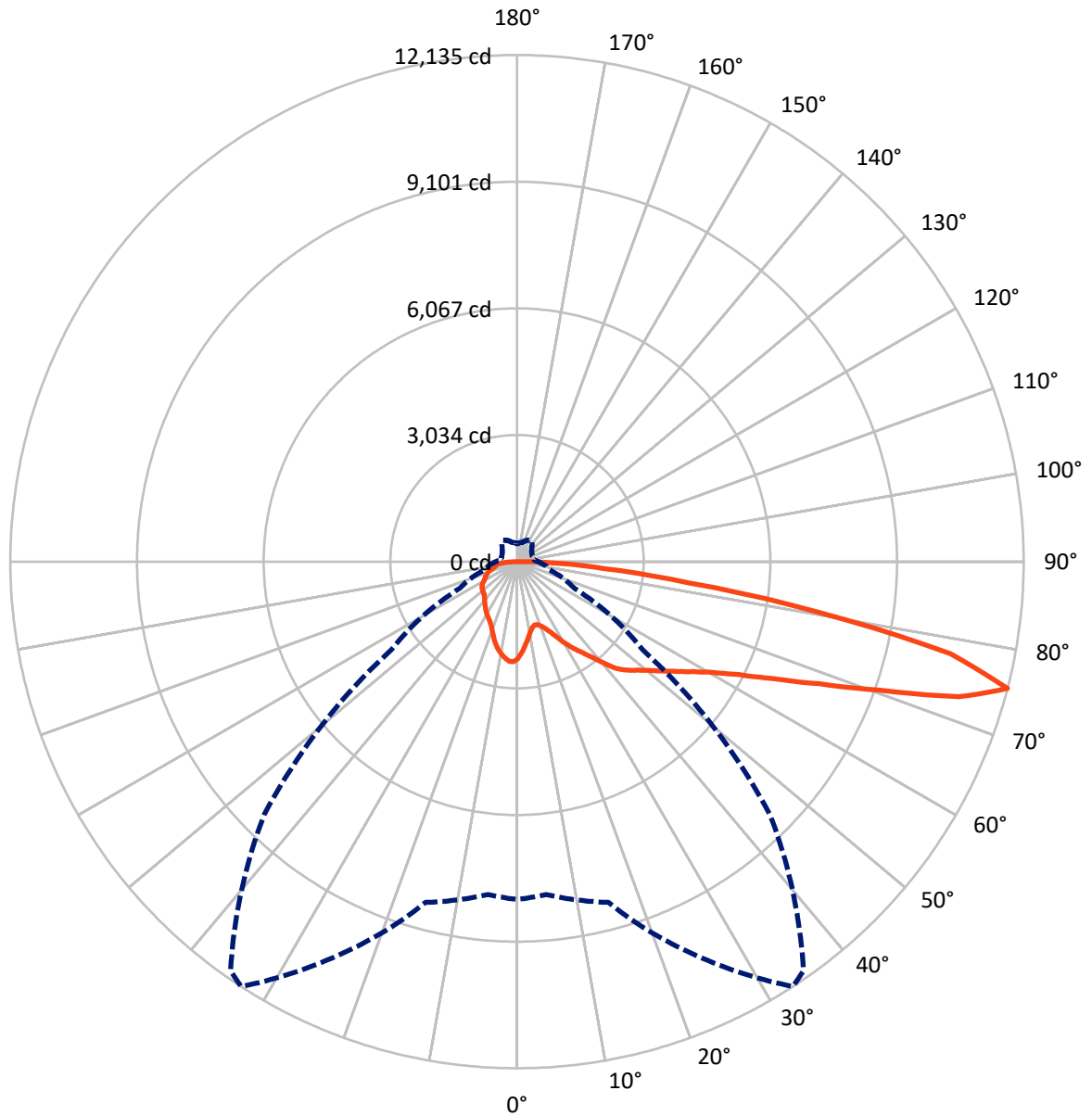
× Max cd
 - - - 1/2 Max cd



Based on 20 foot mounting height. Maximum calculated value = 5.8 fc
 Type IV - Short - N/A

REPORT NUMBER: P386907
CATALOG NUMBER: GWC-SA2C-760-U-T4FT

Luminous Intensity Polar Plot



— Vertical Plane Through 33-Deg Lateral - - - Horizontal Cone Through 75-Deg Vertical



REPORT NUMBER: P386907
 CATALOG NUMBER: GWC-SA2C-760-U-T4FT

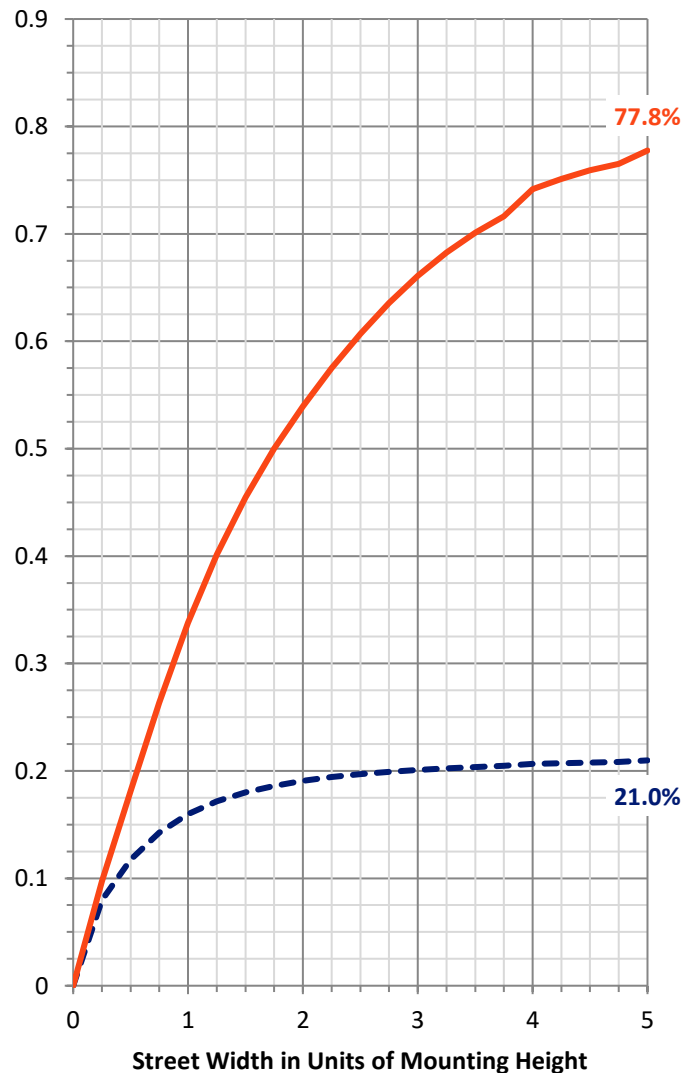
FLUX DISTRIBUTION:

		Downward	Upward	Total
House Side	Lumens	3188.7	0.0	3188.7
	% Fixture	21.5	0.0	21.5
Street Side	Lumens	11661.3	0.0	11661.3
	% Fixture	78.5	0.0	78.5
Total	Lumens	14850.0	0.0	14850.0
	% Fixture	100.0	0.0	100.0

Coefficient of Utilization

ZONAL LUMENS:

Zone	Lumens	% Fixture
0°-10°	209.9	1.4
10°-20°	568.5	3.8
20°-30°	928.5	6.3
30°-40°	1382.8	9.3
40°-50°	1983.3	13.4
50°-60°	2722.7	18.3
60°-70°	3408.8	23.0
70°-80°	3083.7	20.8
80°-90°	561.7	3.8
90°-100°	0.0	0.0
100°-110°	0.0	0.0
110°-120°	0.0	0.0
120°-130°	0.0	0.0
130°-140°	0.0	0.0
140°-150°	0.0	0.0
150°-160°	0.0	0.0
160°-170°	0.0	0.0
170°-180°	0.0	0.0
0°-90°	14850.0	100.0
0°-180°	14850.0	100.0



REPORT NUMBER: P386907

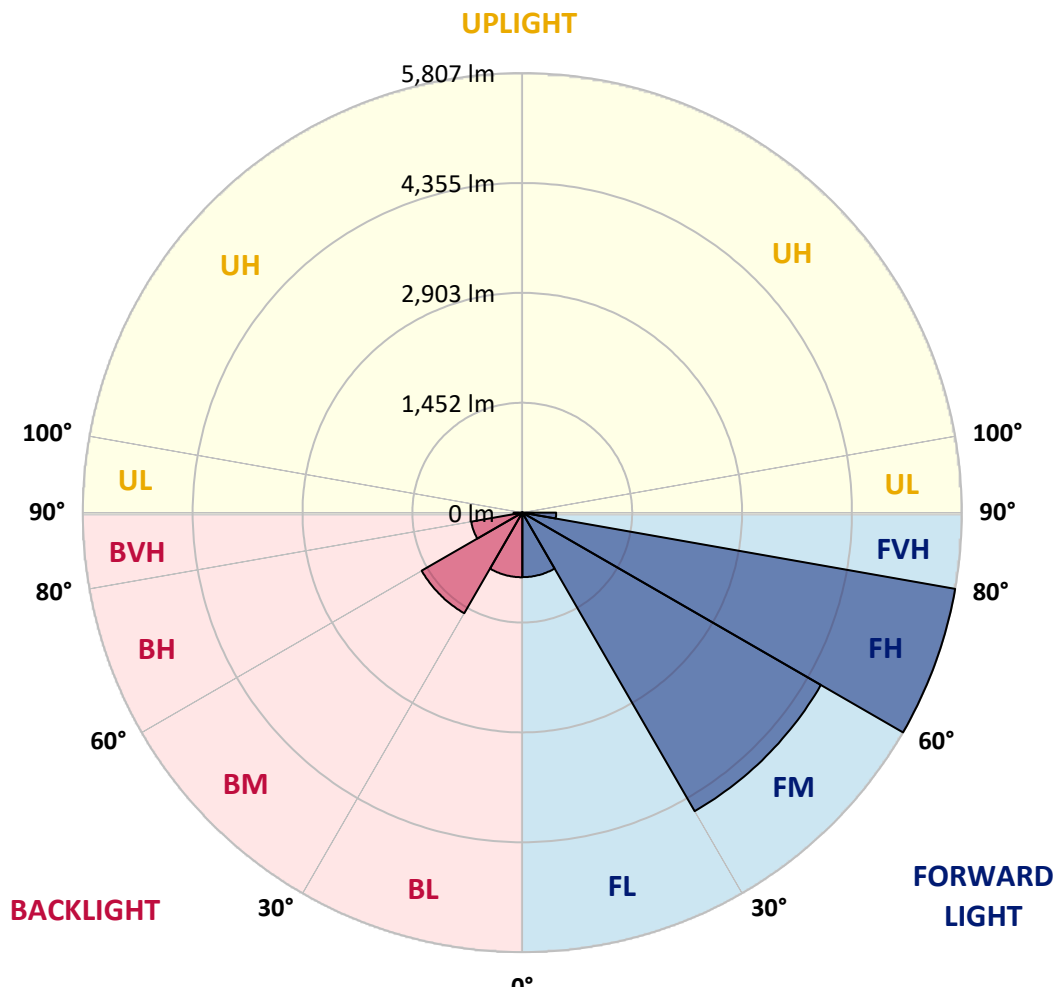
CATALOG NUMBER: GWC-SA2C-760-U-T4FT

LUMINAIRE CLASSIFICATION SYSTEM LUMEN TABLE AND BUG RATING:

Zone	Lumens	% Fixture	Zone Rating/Lumen Limit		
			B	U	G
FL (0°-30°)	852.9	5.7			
FM (30°-60°)	4554.2	30.7			
FH (60°-80°)	5806.9	39.1			G3/7500
FVH (80°-90°)	447.4	3.0			G3/500
BL (0°-30°)	854.1	5.8	B2/1000		
BM (30°-60°)	1534.6	10.3	B2/2500		
BH (60°-80°)	685.6	4.6	B2/1000		G2/1000
BVH (80°-90°)	114.4	0.8			G2/225
UL (90°-100°)	0.0	0.0		U0/0	
UH (100°-180°)	0.0	0.0		U0/0	

BUG Rating: B2-U0-G3

Type IV Short





REPORT NUMBER: P386907

CATALOG NUMBER: GWC-SA2C-760-U-T4FT

CANDELA DISTRIBUTION (FULL):

	0°	5°	15°	25°	33°	35°	45°	55°	65°	75°	85°
0°	2321.1	2321.1	2321.1	2321.1	2321.1	2321.1	2321.1	2321.1	2321.1	2321.1	2321.1
2.5°	2155.5	2147.2	2162.6	2164.7	2178.0	2183.2	2201.6	2230.3	2253.9	2281.1	2305.7
5°	1960.0	1954.4	1975.9	1991.3	2020.5	2032.9	2076.5	2137.5	2191.9	2253.4	2309.3
7.5°	1774.3	1771.2	1795.4	1830.2	1864.1	1881.0	1956.4	2045.2	2136.0	2235.5	2321.1
10°	1617.9	1616.8	1639.9	1674.3	1724.1	1743.0	1840.5	1957.5	2084.7	2221.6	2341.1
12.5°	1530.2	1533.7	1544.5	1573.2	1619.4	1638.4	1746.6	1884.1	2041.6	2217.0	2370.4
15°	1551.7	1557.3	1538.9	1537.9	1570.7	1585.6	1687.1	1831.8	2010.8	2224.7	2413.0
17.5°	1643.5	1644.5	1595.8	1565.0	1585.0	1592.7	1668.7	1802.0	1992.8	2242.1	2466.3
20°	1772.8	1770.2	1684.0	1632.7	1643.5	1645.6	1694.8	1802.5	1991.3	2272.4	2535.6
22.5°	1944.1	1925.1	1809.2	1739.4	1736.9	1733.8	1762.0	1840.5	2013.9	2321.7	2618.1
25°	2167.8	2149.8	1990.3	1894.9	1874.4	1866.7	1870.8	1921.5	2058.5	2374.5	2710.5
27.5°	2416.5	2385.3	2231.4	2096.5	2053.9	2043.1	2018.5	2035.9	2107.2	2425.3	2820.2
30°	2624.8	2607.9	2473.5	2313.4	2263.2	2247.8	2183.2	2164.2	2177.5	2494.5	2958.7
32.5°	2741.3	2730.0	2648.4	2519.1	2472.5	2450.9	2359.6	2321.7	2290.4	2603.8	3146.5
35°	2882.3	2875.1	2825.9	2732.0	2662.8	2640.2	2569.4	2529.9	2449.4	2754.1	3389.1
37.5°	3061.9	3054.2	3055.2	2979.3	2896.7	2875.6	2829.0	2787.4	2655.6	2951.6	3652.8
40°	3265.0	3250.1	3244.5	3240.9	3188.6	3176.8	3152.1	3095.7	2914.1	3187.5	3912.8
42.5°	3570.7	3517.9	3405.0	3447.6	3499.4	3493.2	3513.3	3432.2	3201.4	3466.6	4166.8
45°	3865.7	3779.0	3584.0	3593.3	3706.6	3741.0	3890.8	3833.3	3512.7	3772.3	4429.4
47.5°	4000.1	3934.4	3768.7	3769.2	3881.6	3952.9	4281.2	4240.1	3840.0	4119.6	4750.0
50°	4150.3	4084.7	3935.9	3991.8	4089.8	4165.7	4658.2	4637.1	4151.4	4499.7	5134.2
52.5°	4314.5	4203.2	4108.8	4208.8	4346.3	4434.5	5035.7	4978.3	4437.1	4882.3	5575.9
55°	4316.5	4286.3	4358.1	4431.5	4637.1	4745.4	5431.2	5279.4	4670.0	5258.3	5935.4
57.5°	4562.3	4513.0	4665.4	4699.2	4968.0	5090.1	5824.6	5541.5	4907.0	5546.6	6129.3
60°	4887.5	4845.4	4970.1	5059.3	5377.3	5540.5	6244.8	5810.8	5093.2	5764.1	6120.1
62.5°	5449.2	5401.5	5399.9	5525.1	5953.4	6143.2	6716.2	6075.0	5167.0	5807.2	5859.0
65°	6271.4	6195.5	6052.4	6111.9	6749.0	6938.3	7243.0	6266.3	5069.6	5576.4	5186.5
67.5°	7071.6	7069.1	6893.1	7015.2	7799.5	7951.4	7843.1	6285.3	4765.4	4772.6	3993.4
70°	7869.3	7879.6	7849.8	8274.5	9218.9	9376.9	8482.3	6030.3	4081.6	3446.6	2392.4
72.5°	8501.3	8498.7	8648.5	9743.7	11060.9	11025.5	9020.9	5257.8	2930.5	1860.5	1143.4
75°	8091.9	8002.7	8448.9	10471.0	12134.6	11961.7	8562.8	3667.7	1520.9	846.9	615.6
77.5°	5277.8	5362.5	6017.5	8650.0	10614.1	10403.8	6282.2	1711.2	716.6	555.5	446.3
80°	1911.3	2000.5	2817.7	4899.8	7312.7	7278.4	3093.7	703.3	484.7	419.6	325.2
82.5°	657.6	690.4	1111.6	2176.0	4128.8	4282.7	1163.9	399.6	352.4	297.5	222.6
85°	258.0	295.5	508.3	1046.9	2082.6	2098.0	471.4	239.0	245.2	194.9	122.1
87.5°	98.0	119.0	243.1	486.3	951.0	873.6	168.8	113.9	139.5	115.9	58.0
90°	0.0	0.0	0.0	0.0	0.0	0.0	0.0	0.0	0.0	0.0	0.0



REPORT NUMBER: P386907

CATALOG NUMBER: GWC-SA2C-760-U-T4FT

CANDELA DISTRIBUTION (continued):

	90°	95°	105°	115°	125°	135°	145°	155°	165°	175°	180°
0°	2321.1	2321.1	2321.1	2321.1	2321.1	2321.1	2321.1	2321.1	2321.1	2321.1	2321.1
2.5°	2324.7	2335.5	2358.1	2373.5	2389.9	2394.5	2396.5	2400.6	2404.8	2403.2	2403.7
5°	2339.1	2360.1	2396.5	2411.9	2419.1	2410.9	2395.0	2382.2	2372.9	2367.8	2366.3
7.5°	2362.7	2392.4	2431.4	2428.9	2412.4	2376.0	2335.0	2304.2	2278.6	2269.3	2264.2
10°	2394.0	2428.9	2456.0	2426.8	2379.1	2316.0	2254.5	2206.7	2168.3	2153.4	2150.8
12.5°	2434.0	2469.4	2474.5	2412.4	2333.4	2247.3	2163.7	2100.6	2043.1	2024.6	2020.5
15°	2485.8	2519.1	2487.3	2387.3	2277.0	2161.1	2052.9	1967.2	1906.7	1884.1	1875.9
17.5°	2540.2	2572.0	2489.9	2345.8	2203.2	2059.0	1923.1	1835.4	1766.1	1740.0	1736.9
20°	2605.3	2619.7	2479.1	2286.3	2101.6	1926.7	1783.6	1701.0	1664.0	1645.6	1643.5
22.5°	2685.9	2670.5	2454.5	2205.7	1972.8	1773.8	1657.4	1618.9	1609.7	1605.6	1607.1
25°	2771.0	2723.8	2418.1	2100.6	1810.2	1620.9	1565.0	1575.8	1588.1	1586.6	1586.6
27.5°	2864.9	2778.2	2362.2	1961.0	1630.2	1495.8	1502.5	1542.0	1560.4	1559.9	1559.4
30°	2985.4	2839.7	2290.9	1793.3	1461.9	1407.6	1448.1	1496.3	1521.4	1520.4	1520.9
32.5°	3133.7	2907.5	2193.9	1606.1	1340.4	1342.4	1389.1	1436.8	1466.0	1463.5	1464.0
35°	3307.0	2983.4	2062.6	1421.4	1259.8	1290.6	1327.5	1360.9	1388.6	1385.0	1381.4
37.5°	3495.8	3057.7	1888.2	1256.2	1194.2	1242.4	1273.2	1278.8	1291.6	1282.4	1275.7
40°	3675.3	3114.7	1663.5	1120.8	1128.0	1201.3	1221.4	1198.8	1175.7	1172.6	1163.4
42.5°	3831.8	3133.7	1436.3	1012.6	1058.2	1158.3	1170.6	1123.4	1081.8	1062.3	1054.1
45°	3997.0	3140.3	1224.4	921.8	991.0	1119.8	1133.1	1070.0	1011.6	969.5	955.6
47.5°	4212.9	3188.6	1059.8	854.6	939.7	1094.1	1113.1	1027.5	951.5	891.5	878.7
50°	4495.6	3284.0	925.9	803.3	906.4	1077.2	1098.8	985.9	902.3	830.0	817.1
52.5°	4809.5	3371.7	817.7	761.7	874.1	1047.5	1080.3	956.2	856.1	773.0	759.2
55°	5029.0	3304.5	730.5	718.7	832.0	1004.9	1054.6	931.0	790.0	717.6	705.3
57.5°	5071.1	3074.7	664.3	674.0	781.2	951.5	1015.1	875.1	754.0	693.5	680.7
60°	4956.2	2754.6	615.0	633.0	726.9	884.3	941.3	835.6	719.7	667.9	657.1
62.5°	4667.4	2426.8	578.6	596.1	676.1	816.1	895.1	794.1	684.8	638.6	627.9
65°	4084.2	2037.5	543.7	563.2	628.9	757.1	853.6	755.6	650.4	615.0	604.8
67.5°	3082.9	1526.1	510.9	528.3	586.8	705.8	808.4	717.6	617.1	594.5	582.2
70°	1815.4	955.6	473.5	491.9	542.7	652.5	760.2	676.1	575.5	565.3	549.4
72.5°	844.8	575.0	430.9	448.8	487.3	581.2	698.1	621.7	526.3	503.7	482.2
75°	504.2	420.6	380.6	396.5	423.7	505.3	620.2	566.3	479.6	449.9	427.3
77.5°	377.0	321.6	325.2	342.1	364.2	442.2	549.4	522.7	443.7	420.6	405.2
80°	271.4	244.2	265.2	283.7	306.7	402.2	526.3	483.2	401.1	370.4	356.0
82.5°	181.1	175.4	199.5	218.5	241.1	351.9	494.5	423.2	342.7	303.7	271.9
85°	100.0	105.7	134.4	142.6	162.1	247.8	405.2	340.1	258.0	207.7	198.5
87.5°	41.5	48.7	72.3	69.8	86.2	147.7	266.7	205.2	164.1	122.6	95.4
90°	0.0	0.0	0.0	0.0	0.0	0.0	0.0	0.0	0.0	0.0	0.0

Signify Classified - Internal
Cooper Lighting Solutions Photometric Lab
1121 Highway 74 South
Peachtree City, GA 30269

Scaled Data Report



Report Generated By 670245982

Signify Classified - Internal
Cooper Lighting Solutions Photometric Lab
1121 Highway 74 South
Peachtree City, GA 30269

Scaled Data Report



Signify Classified - Internal
Cooper Lighting Solutions Photometric Lab
1121 Highway 74 South
Peachtree City, GA 30269

Scaled Data Report



Signify Classified - Internal
Cooper Lighting Solutions Photometric Lab
1121 Highway 74 South
Peachtree City, GA 30269

Scaled Data Report





--- HS — SS

Signify Classified - Internal
Cooper Lighting Solutions Photometric Lab
1121 Highway 74 South
Peachtree City, GA 30269

Scaled Data Report



u

Signify Classified - Internal
Cooper Lighting Solutions Photometric Lab
1121 Highway 74 South
Peachtree City, GA 30269

Scaled Data Report



Signify Classified - Internal
Cooper Lighting Solutions Photometric Lab
1121 Highway 74 South
Peachtree City, GA 30269

Scaled Data Report



(END OF REPORT)